



## Atividades complementares para os alunos da Educação Especial (Inclusão)

**Escola:** EMEF ARMELINDA ESPÚRIO DA SILVA

**Professor/AEE:** Heloise Cristiane Guidolin dos Santos

**Atividades:** Encontros vocálicos, vogais







**Objetivo:** Interação da família com seus filhos e aprendizado através das dinâmicas (alfabetização).





**Data:** 03/05/2021 à 07/05/2021



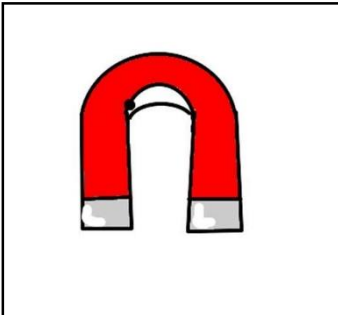

10/05/2021 à 14/05/2021





# VOGAIS E ENCONTROS VOCÁLICOS



























## ENCONTROS VOCÁLICOS





A

A

A

A

A

E

E

E

E

E

I

I

I

I

I

O

O

O

O

O

U

U

U

U





**A**

**A**

**A**

**Ã**

**E**

**E**

**E**

**E**

**I**

**I**

**I**

**I**

**O**

**O**

**U**

**U**

**U**

**AI**

**EU**

**UI**

**AU**

**OI**

**EI**

**OU**

**ÃO**

**UAI**

**EIA**



## **COMO TRABALHAR O ENCONTRO VOCÁLICO:**

**SE VOCÊ (FAMÍLIA) PUDER PLASTIFICAR A ATIVIDADE, ELA TERÁ UM TEMPO MAIOR DE USO, MAS SE NÃO CONSEGUIR SEM PROBLEMAS OK!!**

**1) RECORTE TODAS AS LETRAS QUE ESTÁ LOGO ABAIXO DAS IMAGENS.**

**2) VOCÊ IRÁ FALAR PALSADAMENTE CADA IMAGEM PARA QUE A CRIANÇA ASSOCIE A LETRA INICIAL.**

**3) NA TABELA SEGUINTE ONDE TEM OS QUADRINHOS E O SINAL DE MAIS E DEPOIS MAIS UM QUADRINHO, VOCÊ IRÁ COLOCAR AS VOGAIS E VER QUAL ENCONTRO VOCÁLICO IRÁ FORMAR E ASSIM SUCESSIVAMENTE.**

**QUALQUER DÚVIDA, ESTOU AQUI PARA AUXILIAR COMBINADO !!**

**BOM TRABALHO ...**

**PS: NÃO ESQUEÇAM DE TIRAR FOTOS, FILMAR OU REGISTRAR DE FORMA ESCRITA COMO FEZ A ATIVIDADE, ESTOU AGUARDANDO.**

**OBRIGADA, PROFª HELOISE – AEE.**