

Atividades complementares para os alunos da Educação Especial (Inclusão)

Escola: EMEF Villagio Ghiraldelli

Professor/AEE: Elivania Souza Silva (MANHÃ) e Lílian Danezi (TARDE)

ATIVIDADE 3: OUVIR E APRENDER A MÚSICA: AS LETRAS FALAM (de 02 a 06/08)

OBJETIVO: APRENDER O SOM DAS LETRAS E REPRODUZIR A ORDEM ALFABÉTICA.



CLIQUE NO LINK E APRENDA SE DIVERTINDO!!!

<https://www.youtube.com/watch?v=pBsfU9zWNI>

- AGORA QUE VOCÊ JÁ CONHECE OS SONS DAS LETRAS, VAMOS BRINCAR COM O QUEBRA-CABEÇA DO ALFABETO.

ATIVIDADE 4: QUEBRA-CABEÇA DO ALFABETO. (de 02 a 06/08)

OBJETIVO: IDENTIFICAR E ASSOCIAR AS FIGURAS ÀS LETRAS CORRESPONDENTES. PARA OS QUE TIVEREM CONDIÇÕES IDENTIFICAR E ASSOCIAR AS TRÊS INFORMAÇÕES DO JOGO: ILUSTRAÇÃO, LETRA INICIAL E O SUBSTANTIVO (NOME DA FIGURA).

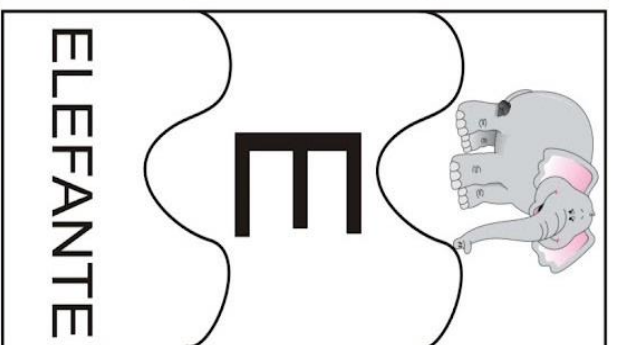
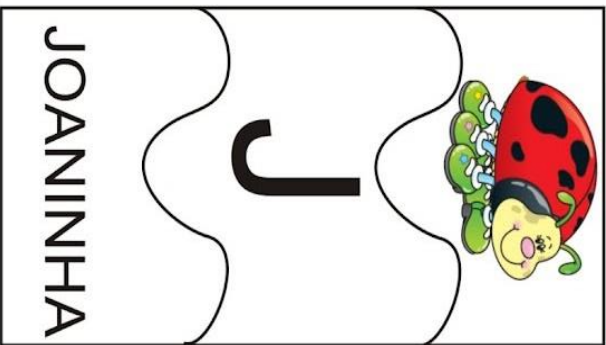
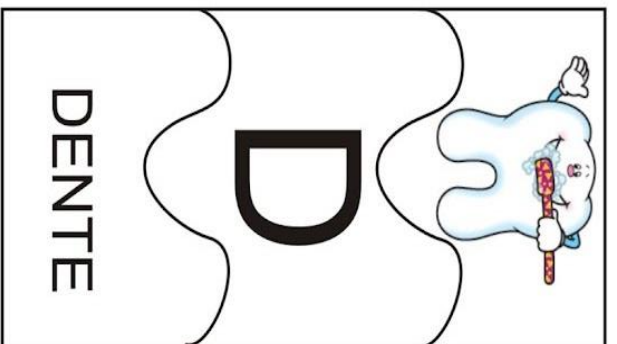
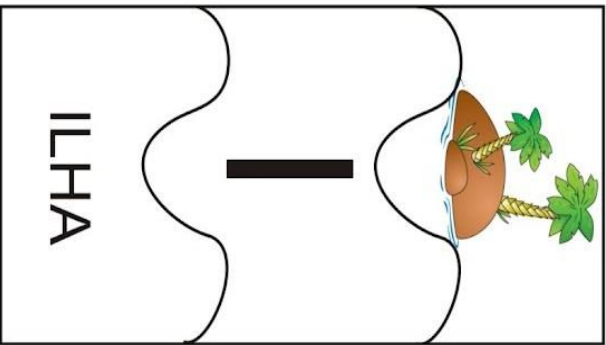
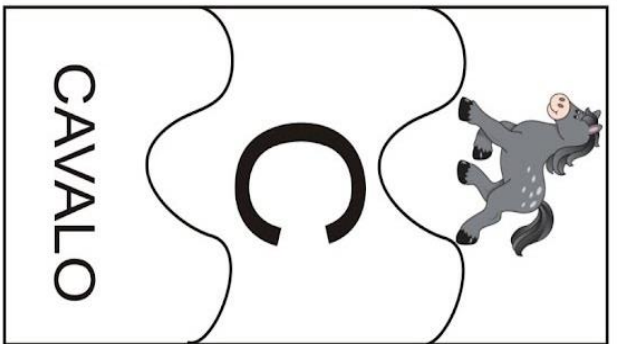
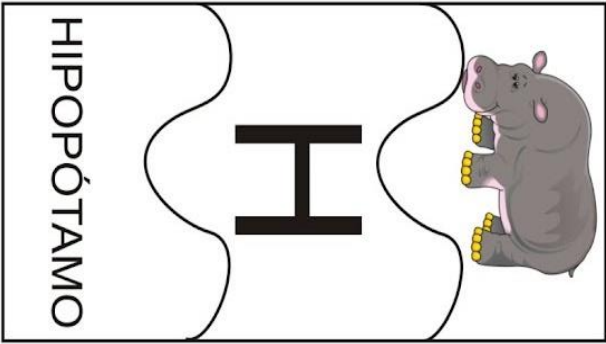
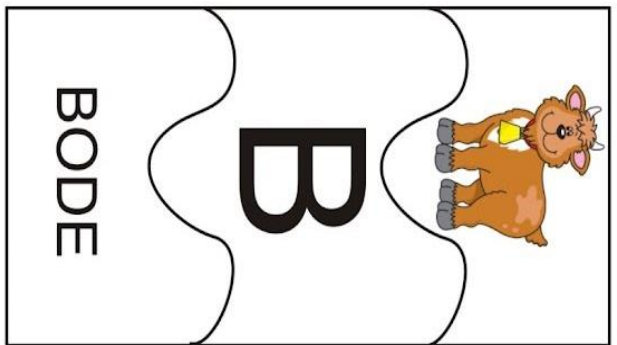
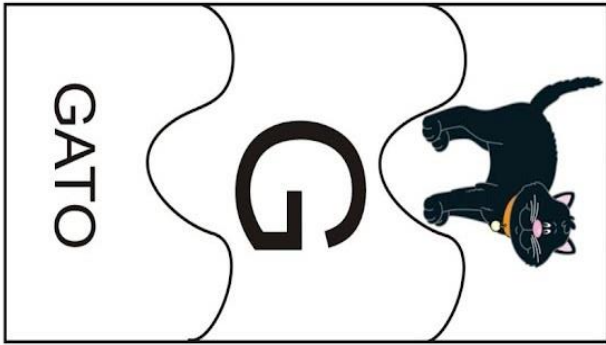
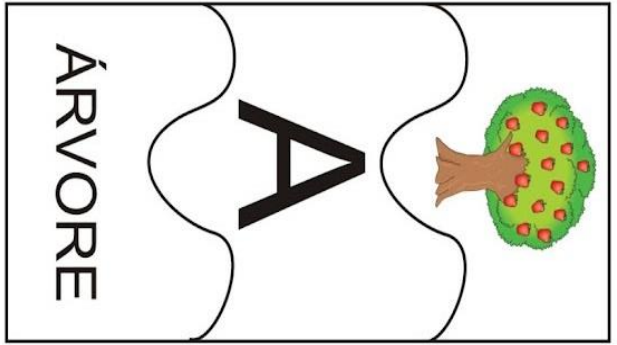

MATERIAIS:

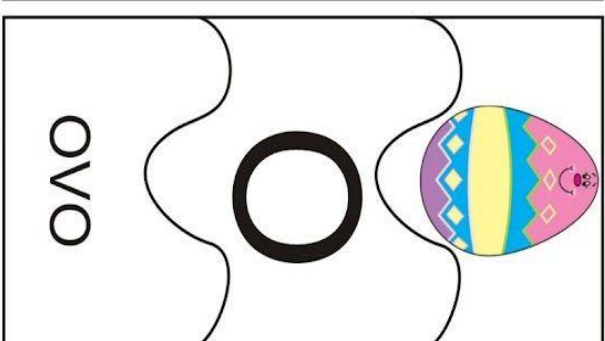
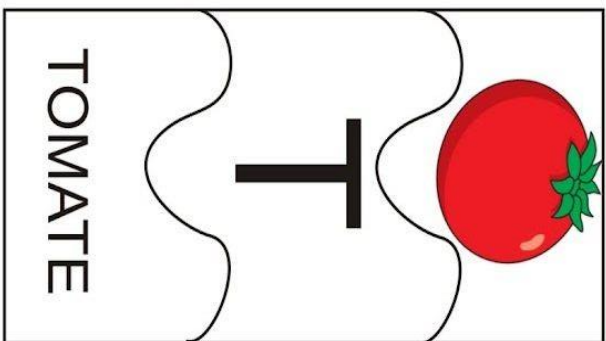
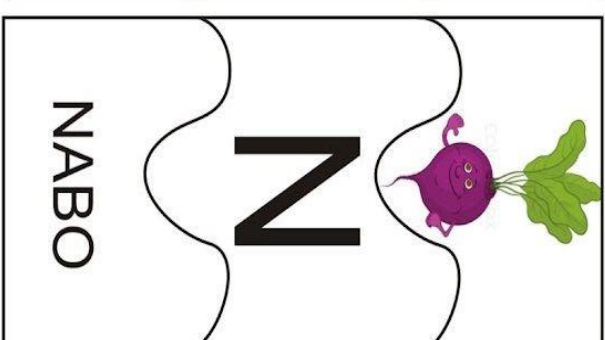

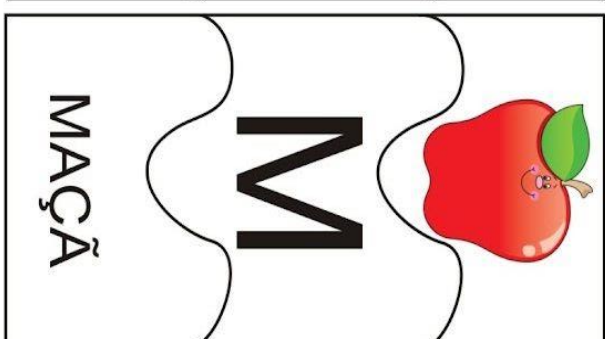

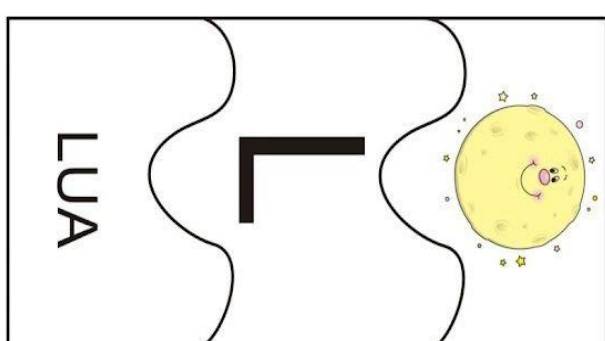
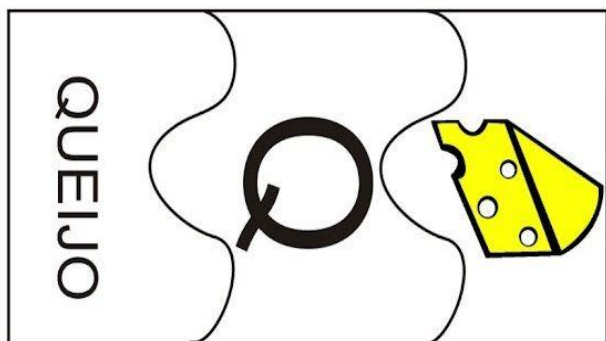
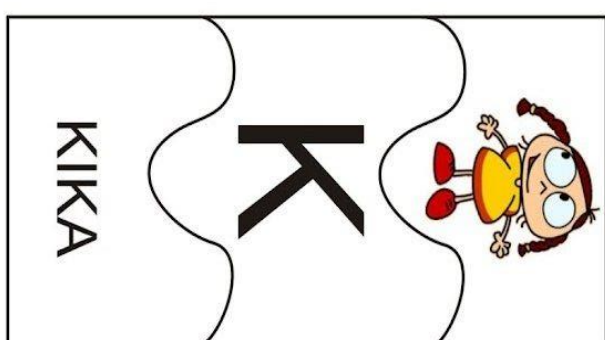

- IMAGEM IMPRESSA DO QUEBRA-CABEÇA;
- TESOURO SEM PONTA;
- COLA;
- CARTOLINA OU PAPEL MAIS ESPESSO.

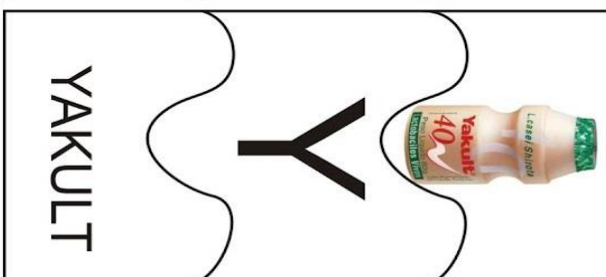
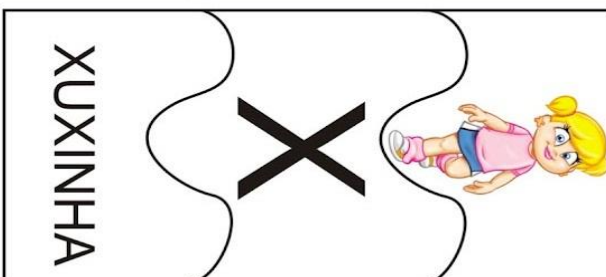
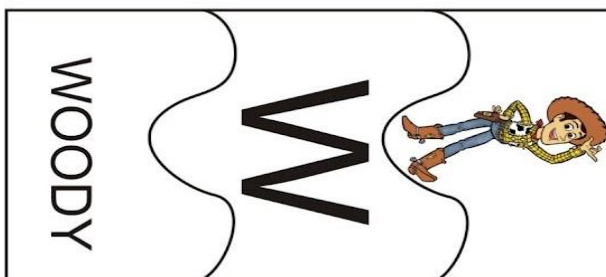
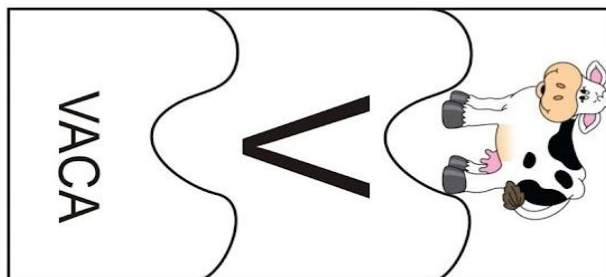

COMO FAZER:

COLE O QUEBRA-CABEÇA NA CARTOLINA, ESPERE SECAR. EM SEGUIDA RECORTE AS PEÇAS DO JOGO, DE ACORDO COM AS LINHAS E DEPOIS, É SÓ SE DIVERTIR!

DICA: É IMPORTANTE A CRIANÇA FAZER PARTE DO PROCESSO DE CONSTRUÇÃO DO JOGO. CASO ELA NÃO TENHA CONDIÇÕES DE REALIZAR TODOS OS PASSOS VOCÊ DEVERÁ AUXILIÁ-LA.







DIVIRTAM-SE E NÃO SE ESQUEÇAM DE COMPARTILHAR A REALIZAÇÃO DAS ATIVIDADES COM AS PROFESSORAS DE EDUCAÇÃO ESPECIAL.

